

WEST HORSLEY NEIGHBOURHOOD PLAN

COMMUNITY ASSETS

Business Survey Analysis

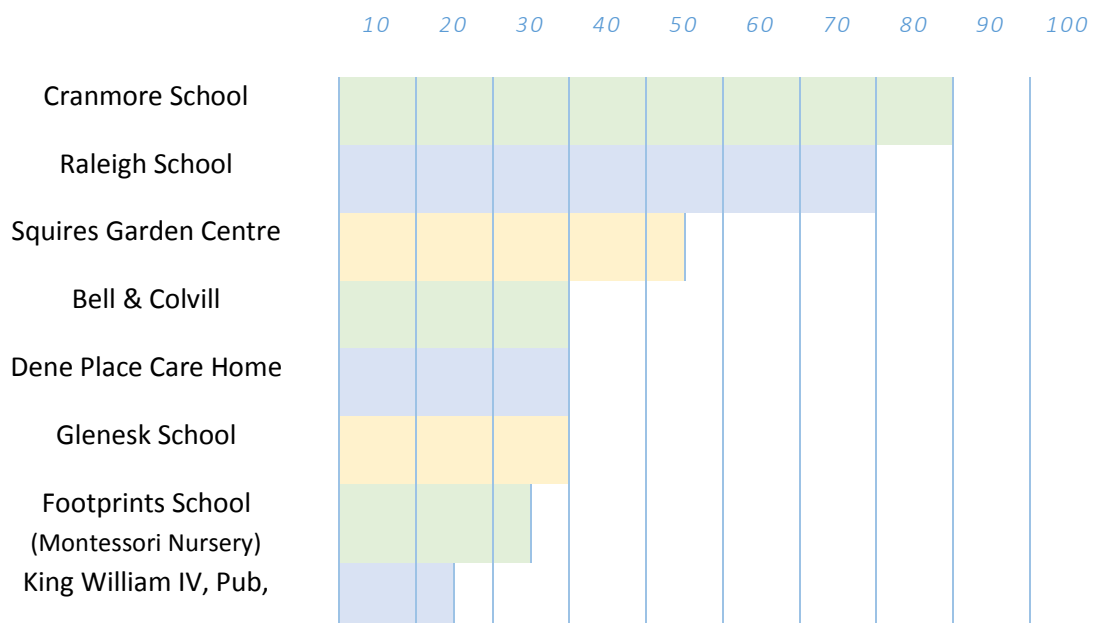
A Local Business Housing Assessment was delivered to approximately 375 people who work in West Horsley during early May 2014. Returned questionnaires were received from 102 people – just over 31 %. However not everyone answered all the questions.

Organisations Surveyed

The size of the companies surveyed was set at than 5 people employed. This is in line with the Health and Safety Executive criteria for a Small Medium Enterprise, SME. It was agreed that self-employed people often working from home, unless a known plumber, electrician or other were generally not identifiably contributing to the community.

Employment Numbers

It was found that the eight main company establishments employ some 330 staff. These main employers include:




Key companies by numbers of employees:

Cranmore School	80	Dene Place Care Home	33
Raleigh School	71	Glenesk School	30
Squires Garden Centre & Coffee shop	45	Footprints School (Montessori Nursery)	25
Bell & Colvill Car Sales & Workshop	33	King William IV, Pub,	13

The smaller companies contacted numbered 14, where the staff numbers varied between five and nine. Their total employees amounted to 74. The grand total of employees of the xx companies gave employment to 404 staff.

The Questionnaire

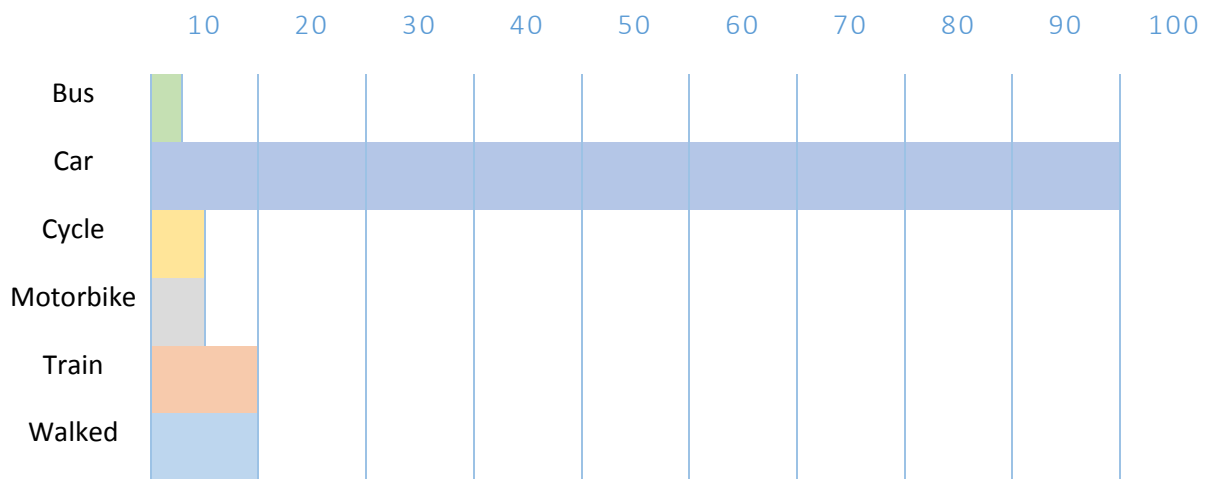
Length of employment; 48 had worked in the village for more than 5 years: 30 for 2-5yrs; 24 for less than 2 years (102)



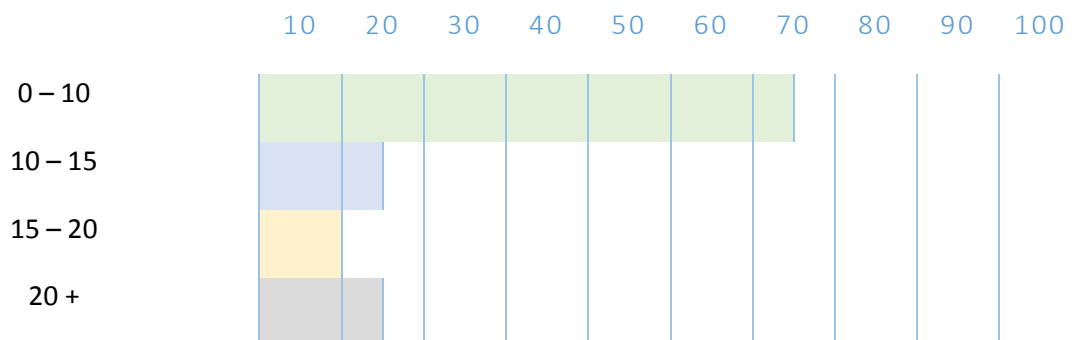
Working hours; 78 Full or 24 part time (102)

Full Time	78
Part Time	24

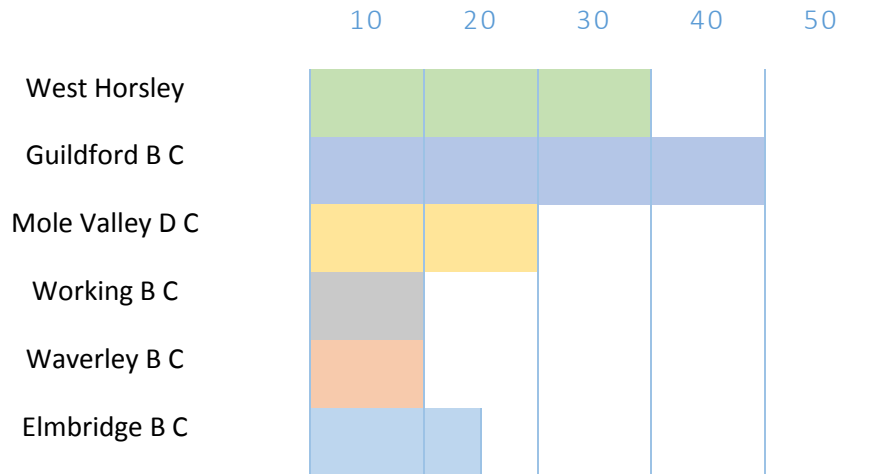
Method of travel: 88 travelled by car, 4 by motorbike, 9 used the train, 2 travelled by bus, ,5 cycled,9 walked! (117)



Distance travelled to work; 65 travelled 10 miles or less, 10-15miles= 14 , 15-20miles = 8 , 20 or more =15



Home address: 26 lived in WH: 77 did not. 41 lived in the Borough of Guildford: 15 in Mole valley: 9 in Woking; 5 in Waverley & 7 in Elmbridge =77



Reason for travel if more than 10 miles to work:

60 people who travelled more than 10 miles to work had chosen to:

Live elsewhere	35
Their children attended a school near to their home	8
Their wife or partner worked in a different location-	17

Key Question- Would you consider moving to WH?

Of 76: who responded 46 said no and 29 said Yes- * price/ availability of small size of property being the main factors. Only one said they had family and friends in WH

Yes*	29
No	46

Rent: People were looking for 1 or 2 bed properties to rent either private landlord or local authority rent

Market: Mainly 1 and 2 bed with a few 3 bed properties. Outright ownership or shared ownership

Business Survey Analysis - May 2014