

West Horsley Neighbourhood Plan Steering Group

Household Questionnaire

Collation of Survey Results and Comments

On behalf of West Horsley Neighbourhood Plan Steering Group

15

INTRODUCTION

In April 2015 all households in West Horsley were provided with a questionnaire for completion from the Neighbourhood Plan Steering Group and West Horsley Parish Council. This questionnaire could be completed manually or on-line.

The numeric results of the survey have been made available on the Parish Council website – <http://www.westhorsley.info>. These numeric results indicated a 55% uptake rate for the survey.

Each household that responded to the survey had the opportunity to provide free text comments which could not be reproduced numerically within the survey results.

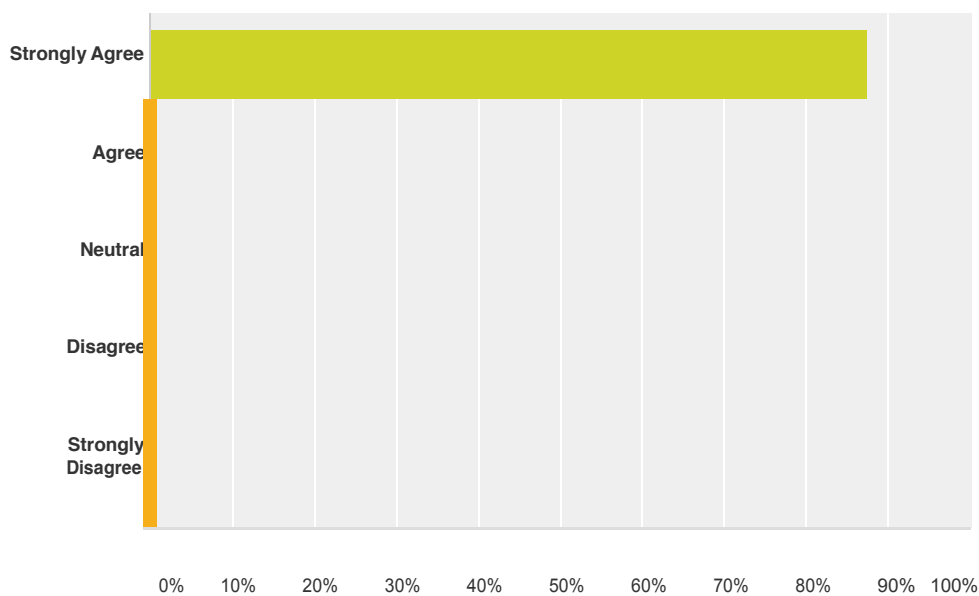
This document is a collation of the survey numeric results presented graphically along with the hand written comments from the completed surveys, reproduced verbatim.

The Neighbourhood Plan Steering Group will both discuss and utilise this document with the comments contained herein; it is considered to represent useful evidence of community involvement and engagement in the future planning for the village. This document will be timetabled for discussion at a future meeting of the Neighbourhood Plan Steering Group following which the evidence contained herein can be used by the Parish Council in its negotiating role with Guildford Borough Council with respect to the forthcoming revised draft Local Plan.

Section 1 Heritage & Environment

Q3 To what extent should West Horsley retain its rural character, defined by open spaces, parkland and green space?

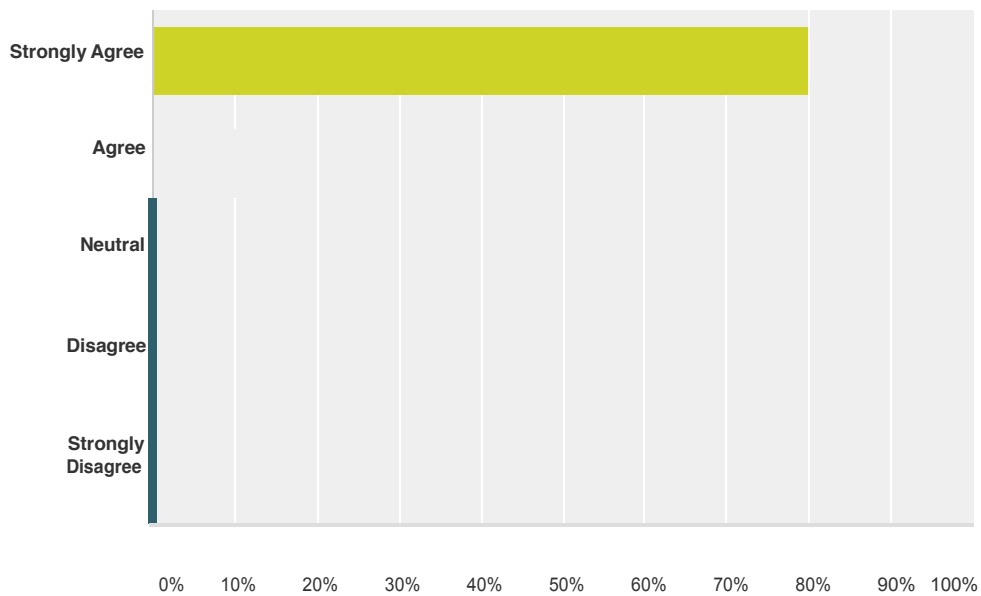
Answered: 611 Skipped: 5



Answer Choices	Responses	Count
Strongly Agree	87.40%	534
Agree	8.35%	51
Neutral	1.96%	12
Disagree	1.15%	7
Strongly Disagree	1.15%	7
Total		611

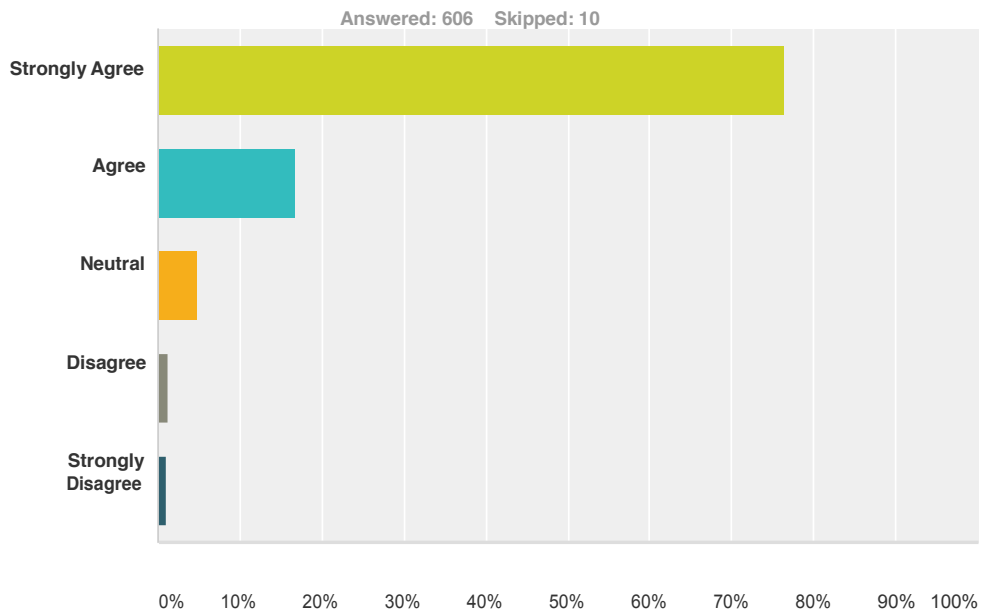
Q5 To what extent should West Horsley retain the open aspect and strategic natural spaces along East Lane, The Street, Ripley Lane, Epsom Road and Long Reach, which reinforce the village's rural nature?

Answered: 608 Skipped: 8



Answer Choices	Responses	Count
Strongly Agree	80.10%	487
Agree	11.84%	72
Neutral	5.92%	36
Disagree	0.99%	6
Strongly Disagree	1.15%	7
Total		608

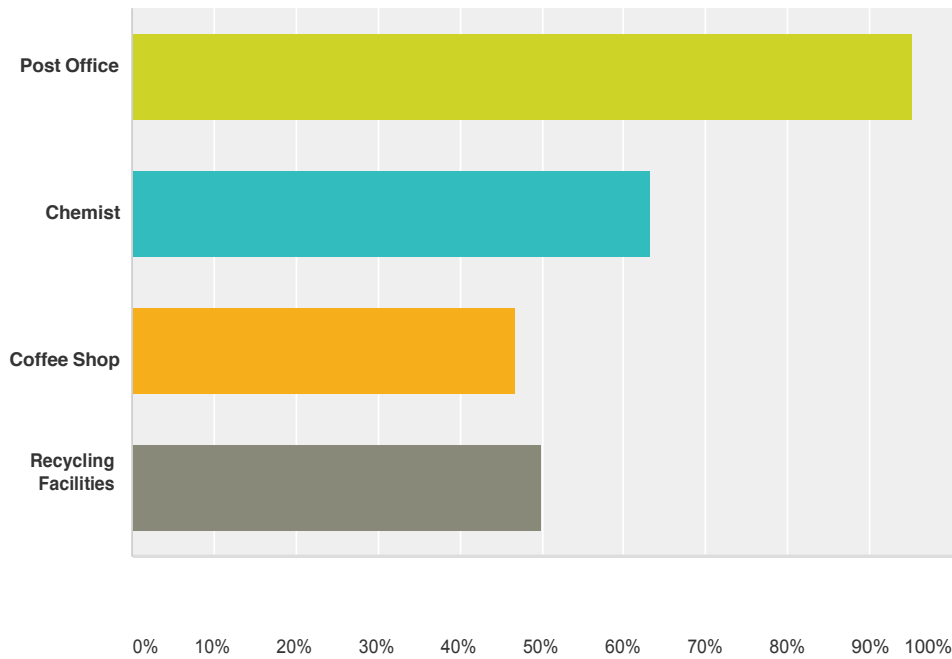
Q6 To what extent should listed buildings and further buildings of local historical importance be protected?



Answer Choices	Responses	
Strongly Agree	76.40%	463
Agree	16.67%	101
Neutral	4.79%	29
Disagree	1.16%	7
Strongly Disagree	0.99%	6
Total		606

Q7 Please select all of the shops you would like to see in West Horsley:

Answered: 542 Skipped: 74



Answer Choices	Responses	Count
Post Office	95.20%	516
Chemist	63.28%	343
Coffee Shop	46.86%	254
Recycling Facilities	50.00%	271
Total Respondents: 542		

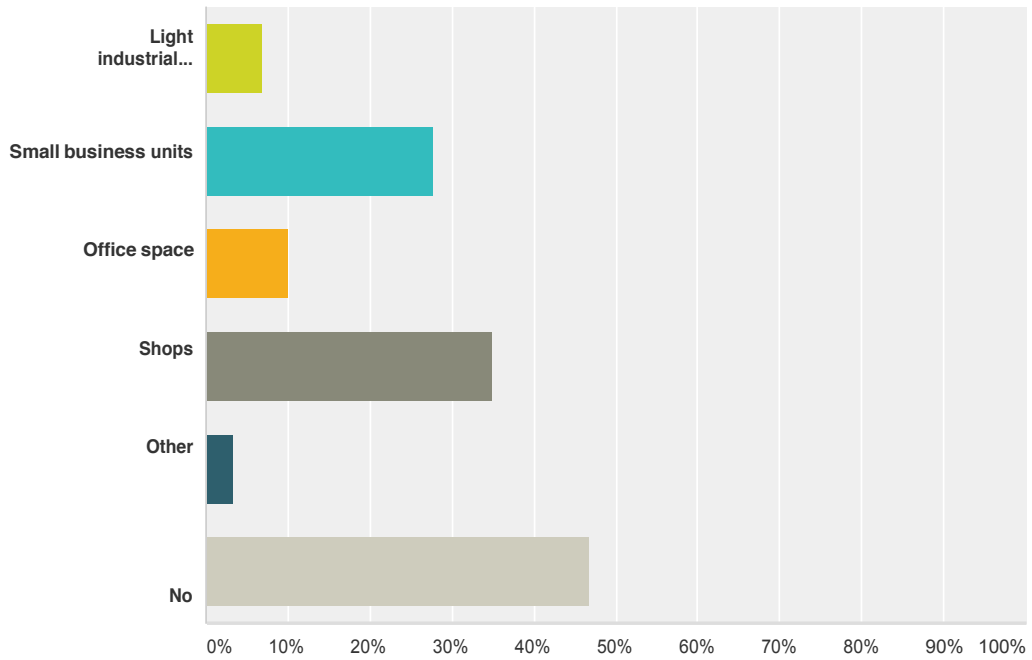
Written Responses Received

Shops/Facilities

- West Horsley should have post office, chemist and delicatessen
- West Horsley should have a post office and grocers
- West Horsley should have post office, chemist, coffee shop and recycling facility, shops in The Street are not supported – now only Londis is in proper retail shop use.
- West Horsley should have post office, chemist, coffee shop and recycling facilities, we did have a post office but incredibly this was lost to become flats
- No need for post office in E and W Horsley

Q15 Does West Horsley require more of these employment opportunities?

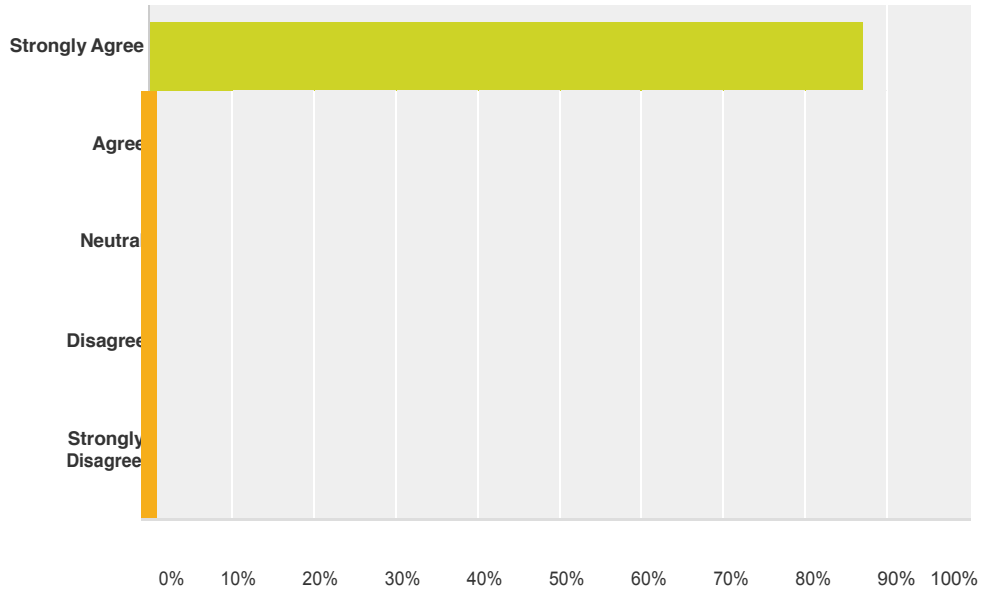
Answered: 552 Skipped: 64



Answer Choices	Responses
Light industrial units	6.88% 38
Small business units	27.72% 153
Office space	9.96% 55
Shops	34.78% 192
Other	3.26% 18
No	46.74% 258
Total Respondents: 552	

Q21 To what extent should West Horsley children have a priority at the Raleigh School?

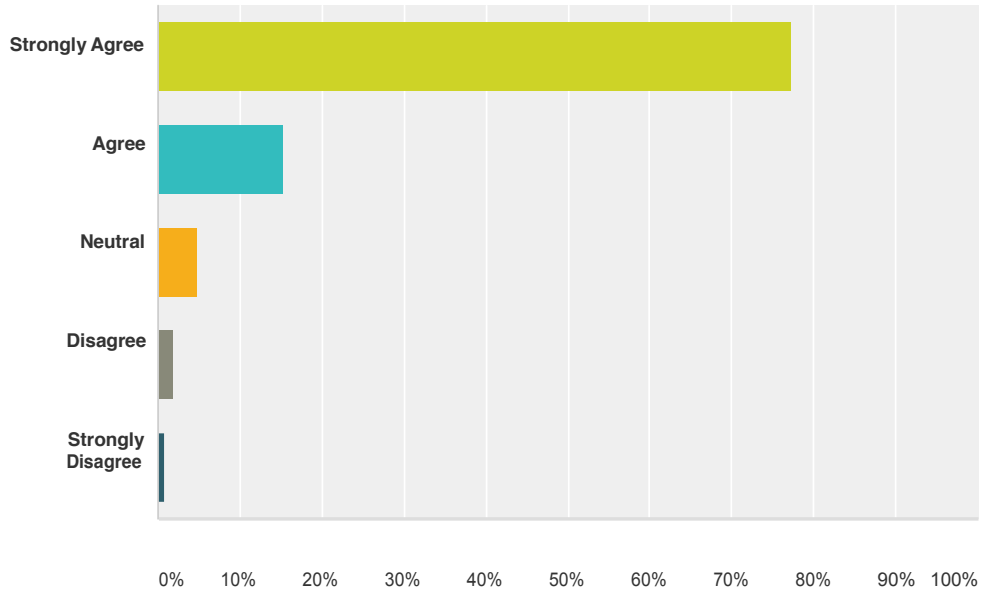
Answered: 331 Skipped: 285



Answer Choices	Responses
Strongly Agree	87.01% 288
Agree	8.76% 29
Neutral	2.11% 7
Disagree	0.91% 3
Strongly Disagree	1.21% 4
Total	331

Q22 To what extent should West Horsley children have a priority at the Howard of Effingham Secondary School?

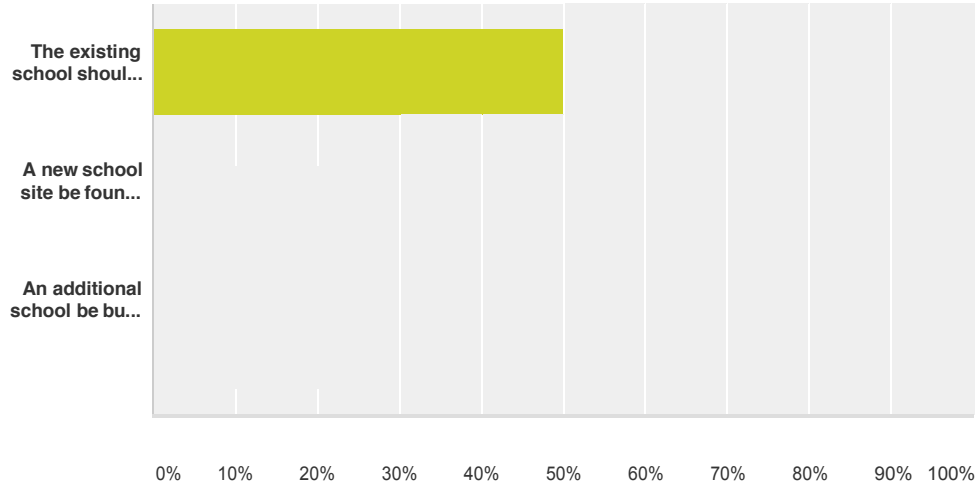
Answered: 329 Skipped: 287



Answer Choices	Responses	Count
Strongly Agree	77.20%	254
Agree	15.20%	50
Neutral	4.86%	16
Disagree	1.82%	6
Strongly Disagree	0.91%	3
Total		329

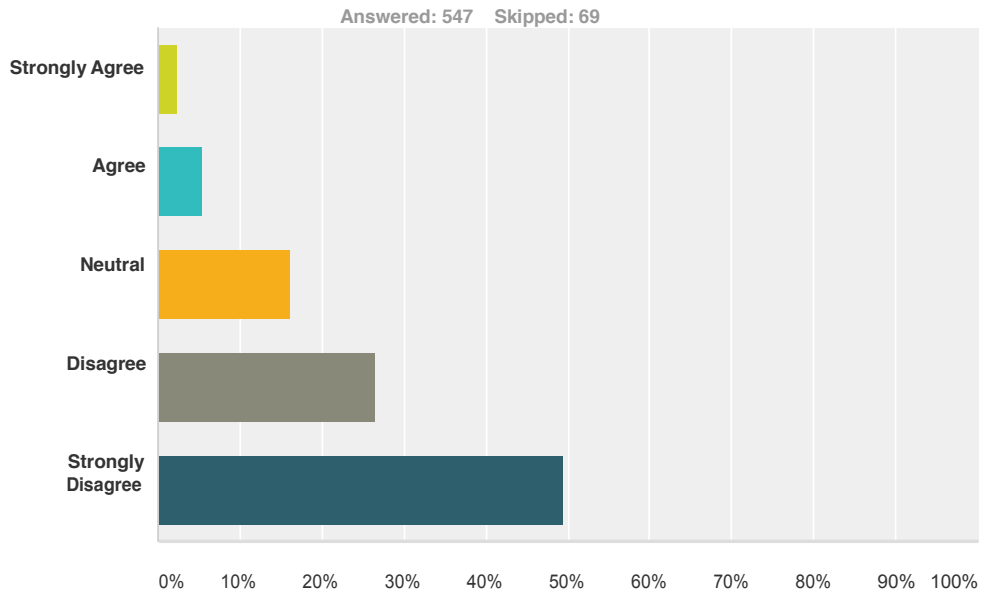
**Q23 The Raleigh School is over-subscribed.
In order to cope with any increased demand
from new houses :**

Answered: 524 Skipped: 92



Answer Choices	Responses
The existing school should be extended	50.19% 263
A new school site be found in West Horsley	25.38% 133
An additional school be built elsewhere	24.43% 128
Total	524

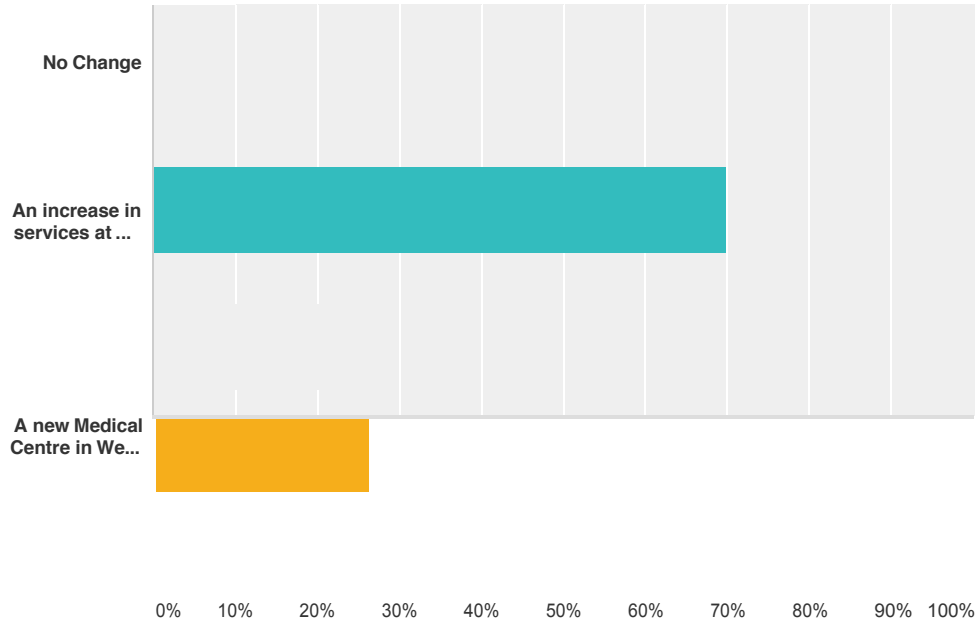
Q29 The Medical Centre will be able to cope with a growing population in the village?



Answer Choices	Responses	
Strongly Agree	2.38%	13
Agree	5.48%	30
Neutral	16.09%	88
Disagree	26.51%	145
Strongly Disagree	49.54%	271
Total		547

Q30 How should increased demand at the Medical Centre be accommodated:

Answered: 545 Skipped: 71

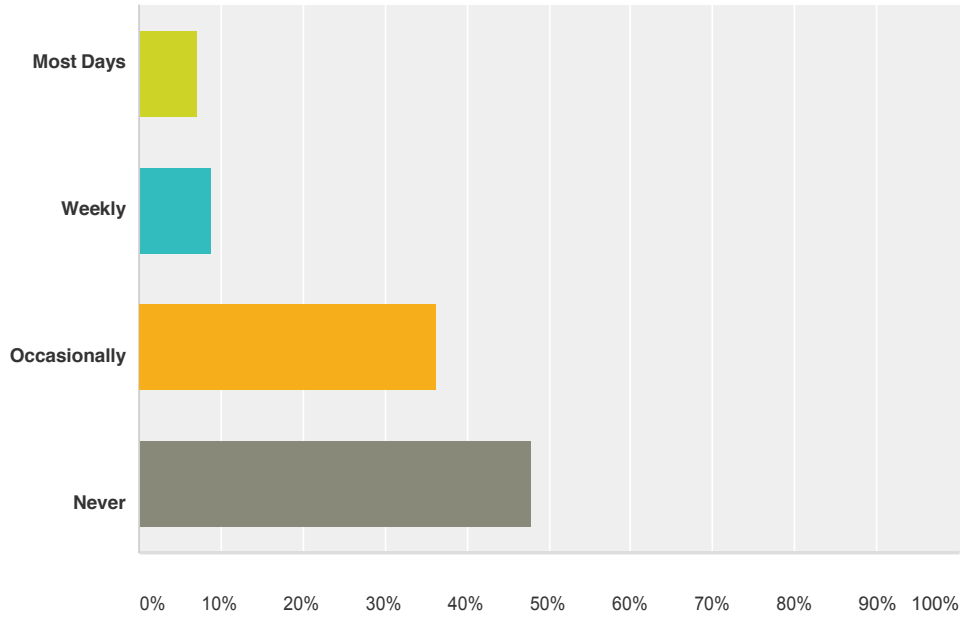


Answer Choices	Responses
No Change	3.30% 18
An increase in services at the existing Medical Centre	70.64% 385
A new Medical Centre in West Horsley	26.06% 142
Total	545

Section 5 Public Transport & Highways

Q33 Do you cycle in West Horsley?

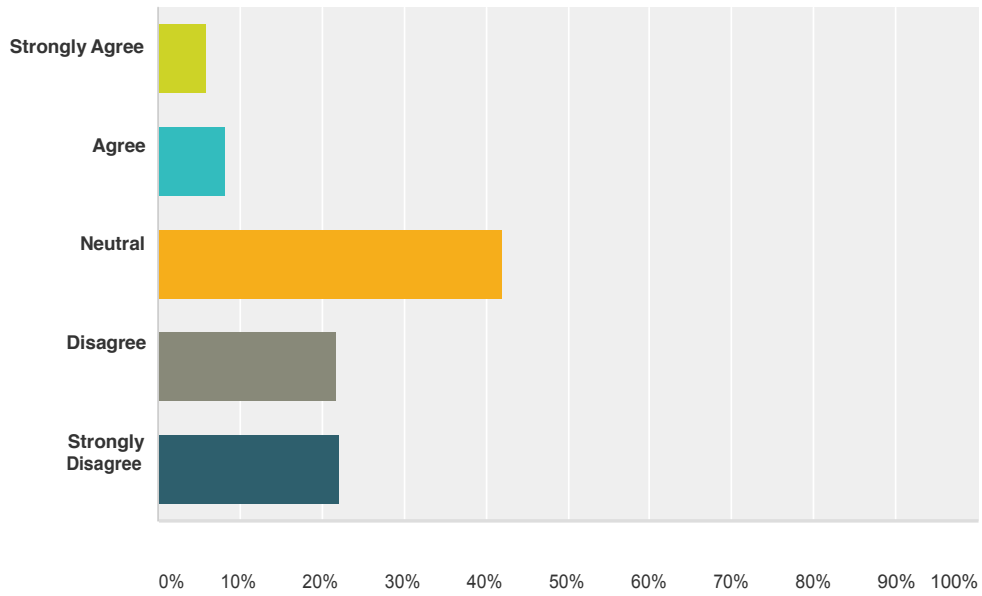
Answered: 601 Skipped: 15



Answer Choices	Responses	
Most Days	7.15%	43
Weekly	8.82%	53
Occasionally	36.27%	218
Never	47.75%	287
Total		601

Q38 There is sufficient provision of bus services for West Horsley:

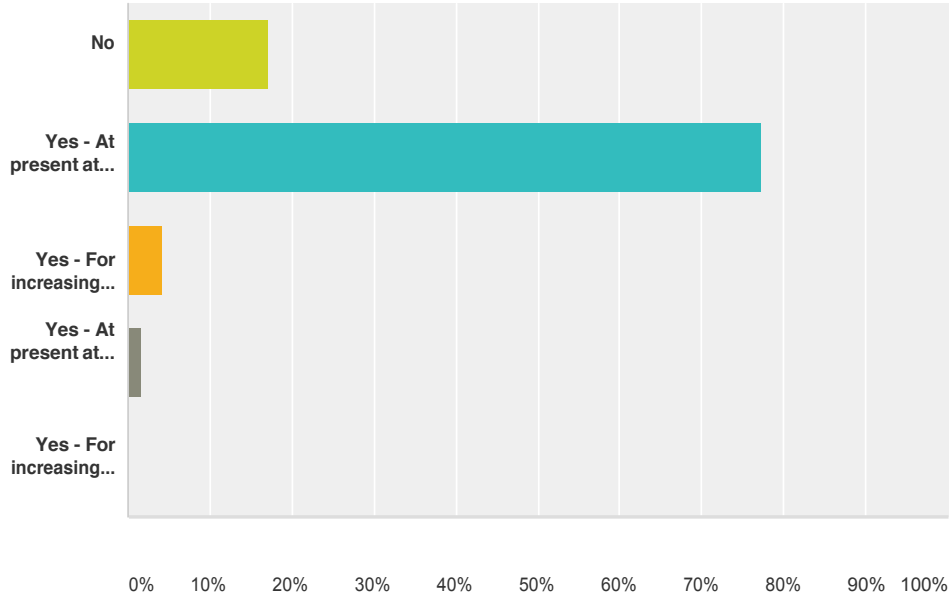
Answered: 459 Skipped: 157



Answer Choices	Responses	
Strongly Agree	5.88%	27
Agree	8.06%	37
Neutral	42.05%	193
Disagree	21.79%	100
Strongly Disagree	22.22%	102
Total		459

Q43 If you use the train do you think the station you use has sufficient car park capacity?

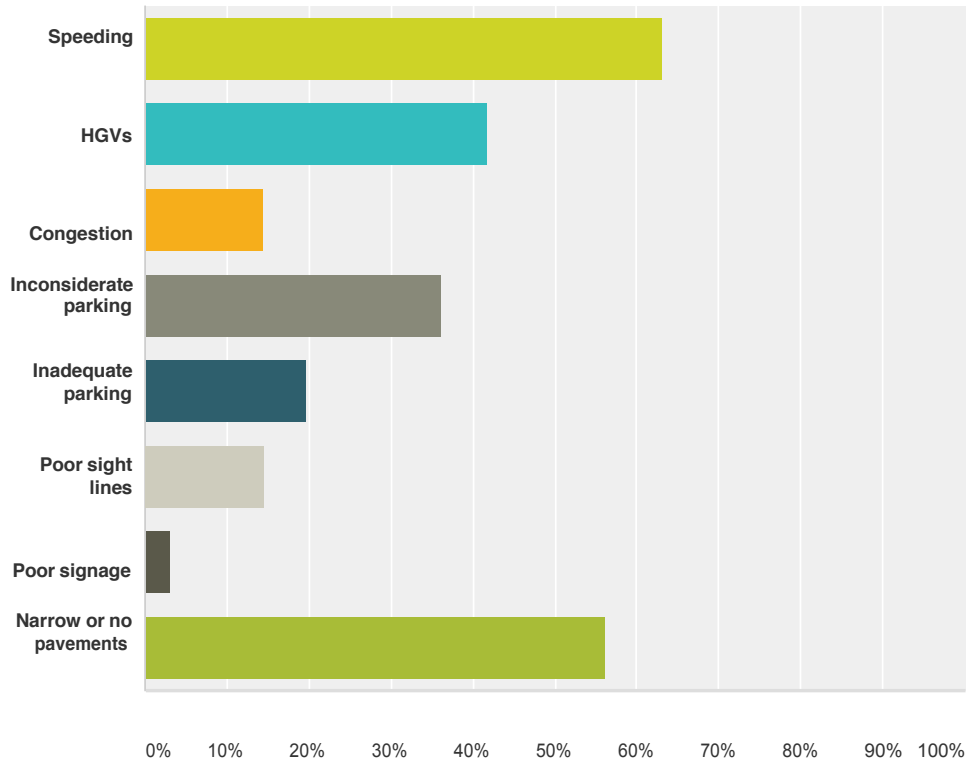
Answered: 505 Skipped: 111



Answer Choices	Responses
No	17.03% 86
Yes - At present at Horsley	77.23% 390
Yes - For increasing numbers of train users at Horsley	4.16% 21
Yes - At present at Effingham Junction	1.58% 8
Yes - For increasing numbers of train users at Effingham Junction	0.00% 0
Total	505

Q48 Do these road safety issues affect you?

Answered: 541 Skipped: 75

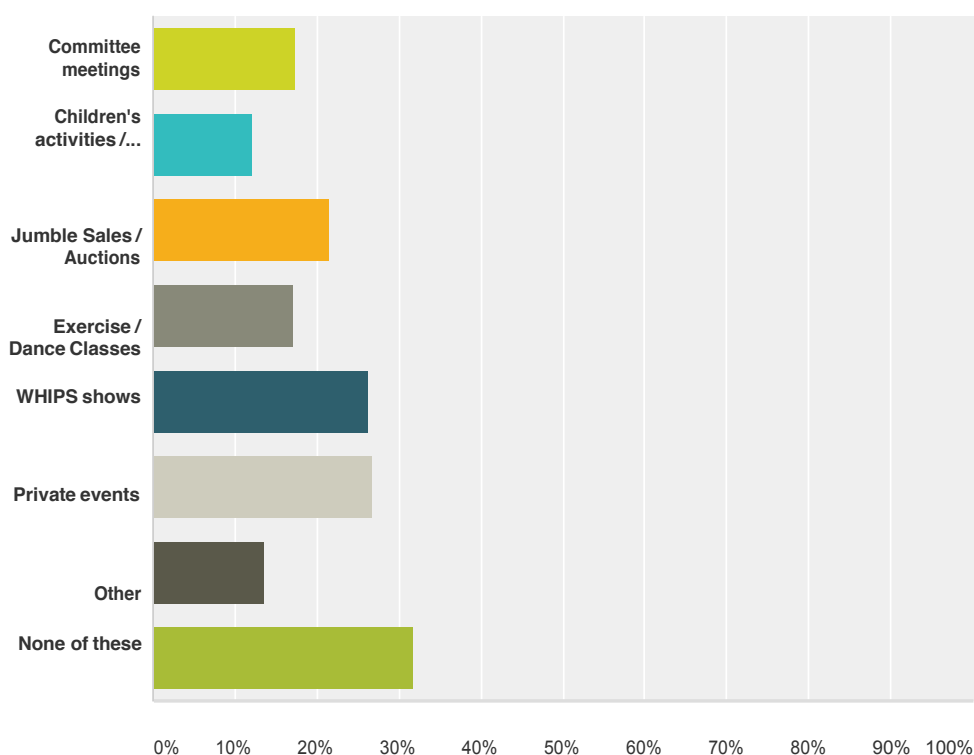


Answer Choices	Responses	Count
Speeding	63.03%	341
HGVs	41.77%	226
Congestion	14.42%	78
Inconsiderate parking	36.04%	195
Inadequate parking	19.59%	106
Poor sight lines	14.60%	79
Poor signage	3.14%	17
Narrow or no pavements	56.19%	304
Total Respondents: 541		

Section 7 Recreation Sport & Leisure

Q54 Which of the following functions do you, or your family, attend in the Village Hall

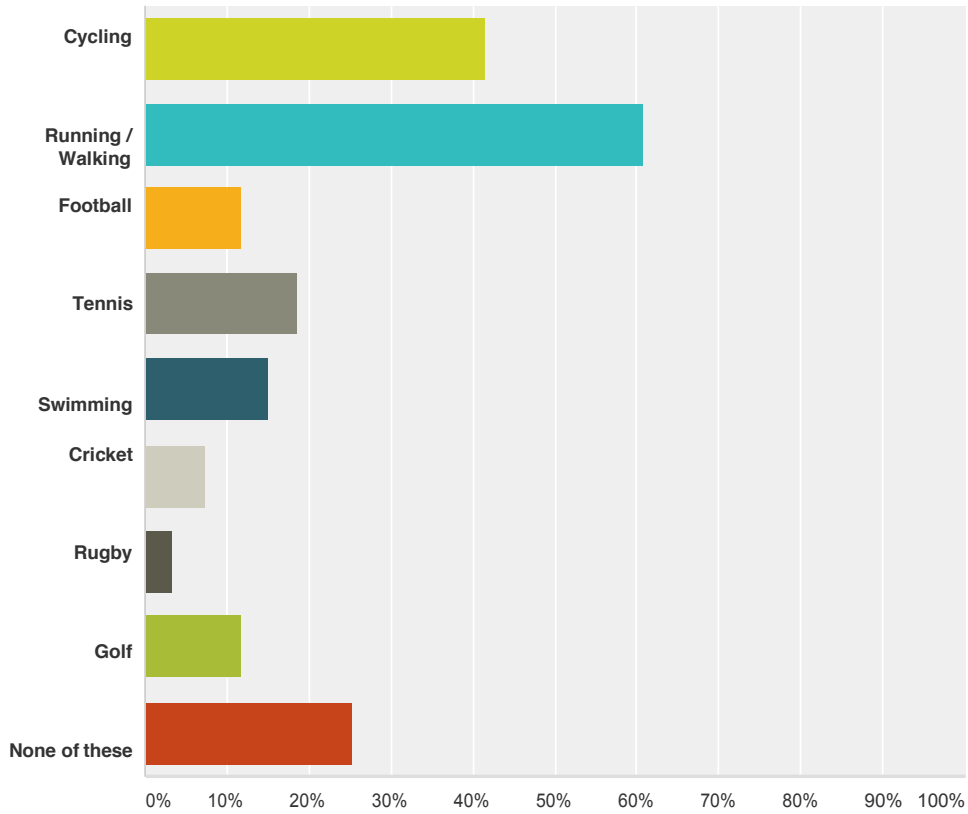
Answered: 585 Skipped: 31



Answer Choices	Responses
Committee meetings	17.26% 101
Children's activities / classes	12.14% 71
Jumble Sales / Auctions	21.54% 126
Exercise / Dance Classes	17.09% 100
WHIPS shows	26.32% 154
Private events	26.67% 156
Other	13.50% 79
None of these	31.79% 186
Total Respondents:585	

Q55 Does your household engage in the following sport and leisure activities within the village:

Answered: 587 Skipped: 29



Answer Choices	Responses
Cycling	41.57% 244
Running / Walking	60.65% 356
Football	11.75% 69
Tennis	18.57% 109
Swimming	14.99% 88
Cricket	7.33% 43
Rugby	3.41% 20
Golf	11.93% 70
None of these	25.21% 148
Total Respondents:587	